

WS19 Carbon Composition Potentiometer



Feature

- Hot Molded / Industrial / Sealed
- Locking-Bushing/ Standard-Bushing
- Meet MIL-R-94

Electrical Characteristics

Standard Resistance Range

- A: 100ohm~4M7ohm
- B/C: 1KΩ~470KΩ

Resistance tolerance ±10%;±20%

Absolute Minimum Resistance..... 15ohms
 (for total resistance value of 100 to 820 ohms inclusive)
 ≤15%
 (for total resistance value of 1K to 4700K ohms inclusive)

..... 5%

Contact Resistance Variation ≤5%

Insulation resistance (100VDC) 1000Mohm (min)

Power Rating

70°C..... A: 1Watt

..... B/C: 0.5Watt

125°C..... .0Watt

Limit voltage..... A:350V

..... B、C: 250V

Withstand Voltage..... 1300Vdc

Environmental Characteristics

Temperature Range..... - 55°C to +125°C

Vibration..... 15G

Shock..... 100G

Load Life at 70°C..... 1000 hours

..... ΔR/R≤±10%

Rotational Life

Standard---Bushing Type..... 25000cycles

Locking ---Bushing Type..... 500cycles

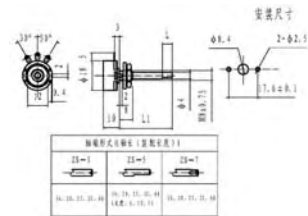
Mechanical Characteristics

Total mechanical travel ≥290°

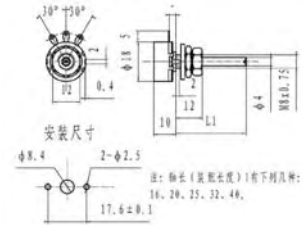
Starting torque 4~25mN·m



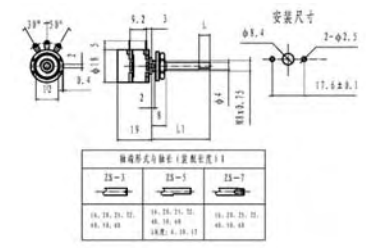
WS19-1



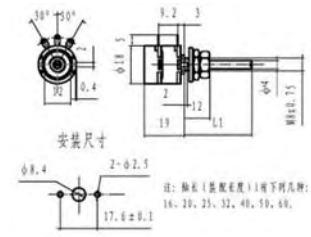
WS19-2



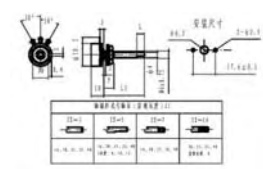
WS19-3



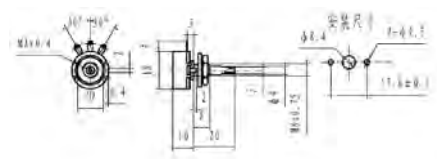
WS19-4



WS19-1A



WS19-1F



WS19 - K1/K2 Carbon Composition Potentiometer

Feature



- Hot-Molded / Industrial / Sealed / Switch
- Locking-Bushing / Standard-Bushing
- Meet MIL-R-94

Electrical Characteristics

Withstand Voltage..... 750Vdc
 Switch insulation Voltage..... 500V
 Switch capacity..... 250V 1A
 Operating Noise..... ≤68mV

Environmental Characteristics

Load Life at 70°C.....,1W 240 hours,
 ΔR/R≤±10%
 Rotational Life..... 10000cycles

Mechanical Characteristics

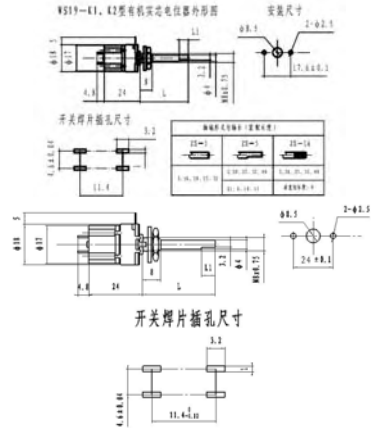
Total mechanical travel 270°



WS19-K1

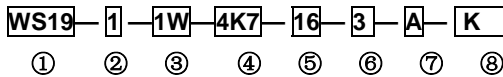


WS19-K2



Note: Above characteristics is exclusive for WS19-K1/K2, other characteristics is the same as WS19 series.

How to Order



- ① Model----WS19 Carbon composition Potentiometer
- ② Bushing Style

1	2	3	4	1A	1F	K1/K2
Standard bushing	Lock Bushing	Standard bushing & dual resistive elements.	Lock bushing & dual resistive elements.	Standard bushing with 6mm diameter (Others: 8mm)	Standard bushing & waterproofing	Switch style (difference dimension for K1 & K2)

- ③ Power Rating
 1W----linear taper; 0.5W----log taper & anti-log taper
 Power rating of resistor body far away from bushing will be cut half for WS19-3/4.
- ④ Standard Resistance ---- standard resistance table is available in WS series datasheet
- ⑤ Length of Operating shaft (from mounting surface) 16/20/25/40/50/60mm are available. Custom lengths upon request.
- ⑥ Shaft Style: 3----Slotted shaft; 5----Flatted shaft; 1-----Knurled
- ⑦ Taper
 A----Linear Taper; B----Log Taper; C----Anti-Log Taper;
- ⑧ Resistance Tolerance
 K = 10%; M = 20%